

Ceiling lift Pro / Pro XL

120-350 cm



- Max. lifting range: 350 cm
- The integrated safety circuit stops the lift when hitting an obstacle in the downward direction
- Spiral cable guide for cable protection (we recommend to have all projector cables inserted during the installation of the unit)
- SMI motor, maintenance free (as of Pro 250 and all Pro XL models)
- Pre-mounted, adjustable 230 V safety switch, e. g. for switching off the power when the projector is lifted
- The Pro XL lifts are equipped with an additional safety belt for maximum safety

Note!


- For technical data of ceiling lift Pro / Pro XL, see page 20.
- Further accessories for the control and operation of the ceiling lifts, see page 23.







Accessories for ceiling lift Pro

Illustration	Model	Specification	Ref. No.
	T profile	For holding the cutout panelling. Note: size of cutout changes to 752 x 552 mm	7465 000 020
	Set of longer spider arms for large projectors	e. g. for Panasonic EX/EW/EZ/DZ series, Sony FH series (as of FH60) max. distance of the drill-holes on the projector: 493 mm	5883 000 001

Accessories for ceiling lift Pro XL

Illustration	Model	Specification	Ref. No.
	Ceiling plate with T profile	Integration of the ceiling cutout (95.6 x 75.2 cm) white, RAL 9003	7465 000 110
	Bracket for Epson Z series	metallic silver, RAL 9006	6360 000 020

Accessories for ceiling lift Pro and Pro XL

Illustration	Model	Specification	Ref. No.
	Programmi Programming unit einheit Standard	For Pro models: 7465 000 050/51/52 and ceiling lift Compact ² With 4-pin connection cable and 230 VAC Schuko plug for programming the stop positions; reusable	7466 000 100
	Programming unit Standard for SMI motor	For Pro models: 7465 000 053/54/55 and Pro XL: 7465 000 10x With 5-pin connection cable for programming the stop positions; reusable	7466 000 105
	Programming unit Standard for SMI motor (GS)	For Pro models: 7465 000 063/64/65 and Pro XL: 7465 000 15x With 5-pin connection cable for programming the stop positions; reusable	7466 000 106
	Programming unit Electronic for 4 positions with SMI motor (up, 2 projection positions, lower servicing position)	Consisting of: SMI control unit, SMI interface, programming unit, power supply 24 VDC, 1 A	7465 000 120